



US00D468340S

(12) **United States Design Patent** (10) Patent No.: **US D468,340 S**
Marc et al. (45) Date of Patent: **** Jan. 7, 2003**

(54) **HINGE CONNECTOR FOR FRAMES FOR GLASSES**

6,059,410 A * 5/2000 Wang 351/111
D459,747 S * 6/2002 Marc et al. D16/334
D459,748 S * 6/2002 Marc et al. D16/334

(75) Inventors: **Robert Marc**, 25 Central Part West, Apt. 8Q, New York, NY (US) 10023; **Pierre Maiche**, Nantes (FR)

* cited by examiner

Primary Examiner—Raphael Barkai

(73) Assignee: **Robert Marc**, New York, NY (US)

(74) *Attorney, Agent, or Firm*—Gottlieb, Rackman & Reisman, P.C.

(**) Term: **14 Years**

(57) **CLAIM**

(21) Appl. No.: **29/145,709**

The ornamental design for a hinge connector for frames for glasses, as shown and described.

(22) Filed: **Jul. 27, 2001**

DESCRIPTION

(51) **LOC (7) Cl.** **16-06**

FIG. 1 is a prospective view of the hinge connector for frames for glasses showing my new design, the frame for glasses shown in broken lines for illustrative purposes only and forms no part of the claimed design;

(52) **U.S. Cl.** **D16/334**

FIG. 2 is a front elevational view thereof;

(58) **Field of Search** D16/300, 334-336, D16/330, 342; D8/323, 327, 329; 351/41, 44, 51, 52, 111, 113, 121, 140-153; 2/436, 448; 16/228, 389

FIG. 3 is a right side elevational view thereof;

FIG. 4 is a rear elevational view thereof;

FIG. 5 is a left side elevational view thereof; and,

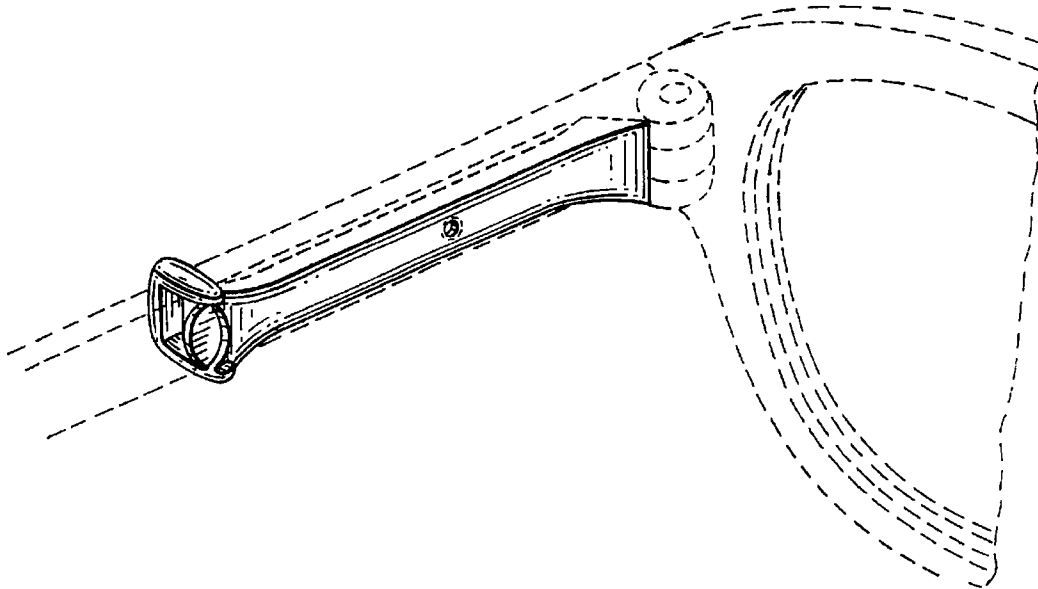
FIG. 6 is a top plan view thereof, the bottom plan view being a mirror image thereof.

(56) **References Cited**

U.S. PATENT DOCUMENTS

5,473,395 A * 12/1995 Huang 351/113
5,847,801 A * 12/1998 Masunaga 351/140

1 Claim, 2 Drawing Sheets



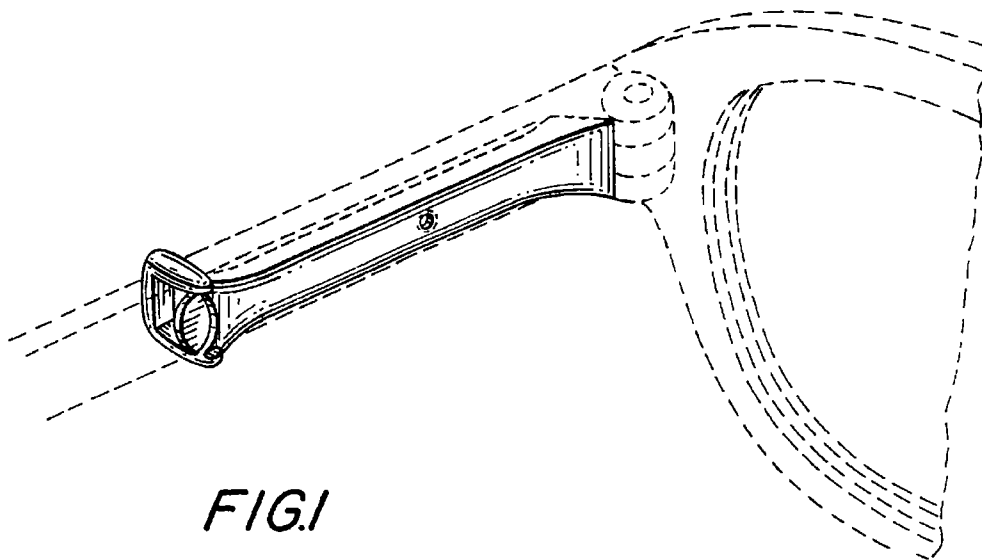


FIG. 1

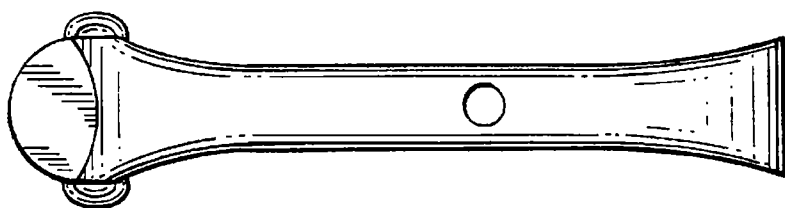


FIG. 2

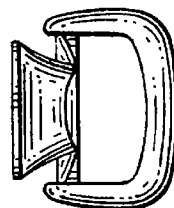


FIG. 3

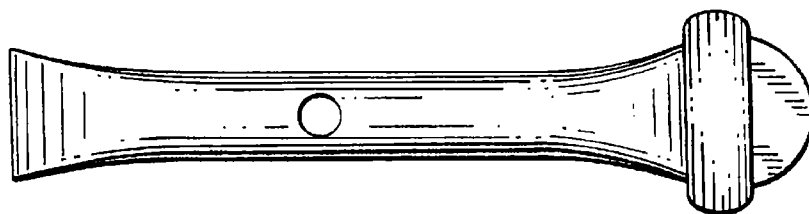


FIG. 4

FIG. 5

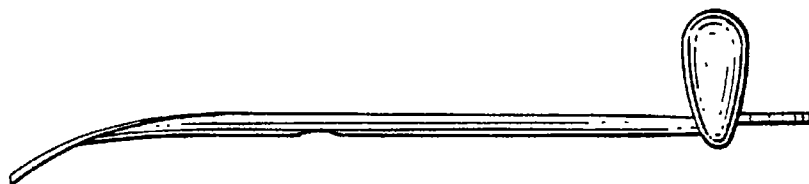
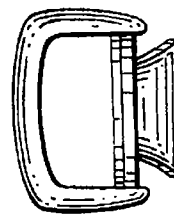


FIG. 6